

**PLEASE CHECK WWW.MOLEX.COM FOR LATEST PART INFORMATION**

**Part Number:** [0014566259](#)  
**Status:** **Active**  
**Overview:** [cgrid\\_sl\\_products](#)  
**Description:** 2.54mm (.100") Pitch SL™ Insulation Displacement Connector Assembly, Female, Single Row, Version A, Nonpolarized, Wire Size 22, 3.81µm (150µ") Tin/Lead (SnPb), 25 Circuits

**Documents:**

[3D Model](#) [Product Specification PS-70400 \(PDF\)](#)  
[Drawing \(PDF\)](#) [RoHS Certificate of Compliance \(PDF\)](#)

**Agency Certification**

CSA LR19980  
 UL E29179

**General**

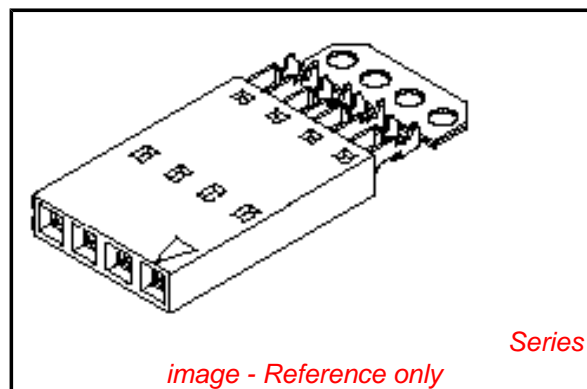
Product Family Ribbon Cable / Wire Trap Connectors  
 Series [70400](#)  
 Comments Terminals Preloaded  
 Component Type Housing  
 Glow-Wire Compliant No  
 Overview [cgrid\\_sl\\_products](#)  
 Product Name SL™

**Physical**

Circuits (Loaded) 25  
 Color - Resin Black  
 Durability (mating cycles max) 25  
 Entry Angle Vertical  
 Flammability 94V-0  
 Lock to Mating Part None  
 Material - Metal Phosphor Bronze  
 Material - Plating Mating Tin  
 Material - Plating Termination Tin  
 Material - Resin Polyester Alloy  
 Number of Rows 1  
 PCB Retention None  
 Packaging Type Tube  
 Pitch - Mating Interface (in) 0.100 In  
 Pitch - Mating Interface (mm) 2.54 mm  
 Plating min: Mating (µin) 150  
 Plating min: Mating (µm) 3.75  
 Plating min: Termination (µin) 75  
 Plating min: Termination (µm) 1.875  
 Polarized to Mating Part No  
 Stackable Yes  
 Surface Mount Compatible (SMC) N/A  
 Temperature Range - Operating -40°C to +105°C  
 Termination Interface: Style IDT or Pierce  
 Wire Insulation Diameter 1.35mm (.053") max.  
 Wire Size AWG 22  
 Wire/Cable Type Discrete Wire, Ribbon Cable

**Electrical**

Current - Maximum per Contact 3A  
 Voltage - Maximum 250V



**EU RoHS**

**ELV and RoHS  
 Compliant**  
**REACH SVHC  
 Not Reviewed**  
**Halogen-Free  
 Status**

**China RoHS**



**Need more information on product  
 environmental compliance?**

Email [productcompliance@molex.com](mailto:productcompliance@molex.com)  
 For a multiple part number RoHS Certificate of Compliance, [click here](#)

Please visit the [Contact Us](#) section for any non-product compliance questions.

**Search Parts in this Series**

[70400Series](#)

**Mates With**

Single Row headers and housings, [8624](#) , [70203](#) , [42375](#) , [42377](#)

**Use With**

[7307](#) Tinned 28AWG, [7767](#) Topcoat 28AWG, [24241](#) Tinned 26AWG, [8996](#) Topcoat 26AWG, [24226](#) Tinned 24AWG, [8997](#) Topcoat 24AWG, [24369](#) High Flex 26AWG, [24389](#) High Flex 24AWG

**Application Tooling | FAQ**

*Tooling specifications and manuals are found by selecting the products below. Crimp Height Specifications are then contained in the Application Tooling Specification document.*

**Global**

| Description                      | Product #                  |
|----------------------------------|----------------------------|
| Hawk Semi-<br>Automatic Discrete | <a href="#">0011201337</a> |

**Material Info**

Old Part Number 70400-3023

**Reference - Drawing Numbers**

Product Specification PS-70400  
Sales Drawing SDA-70400-3000-3023

Wire Terminator for  
SL - Rebuilt US\*  
Hawk™ Ribbon 0623003000  
Cable Terminator for  
SL without Break-off  
Hawk™ Semi- 0623004900  
Automatic Discrete  
Wire Terminator  
for SL - Rebuilt CE  
Approved\*  
Hawk™ Flat Flex 0623005200  
Cable Terminator for  
SL with Break-off  
Hawk™ Ribbon 0623005300  
Cable Terminator  
with for SL Break-off  
IDT Discrete 0621000700  
Handtool Module for  
SL™  
Hawk™ Semi- 0623003100  
Automatic Discrete  
Wire Terminator for  
SL

This document was generated on 05/21/2010

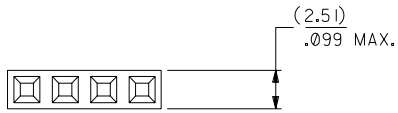
**PLEASE CHECK [WWW.MOLEX.COM](http://WWW.MOLEX.COM) FOR LATEST PART INFORMATION**

# OPTION A

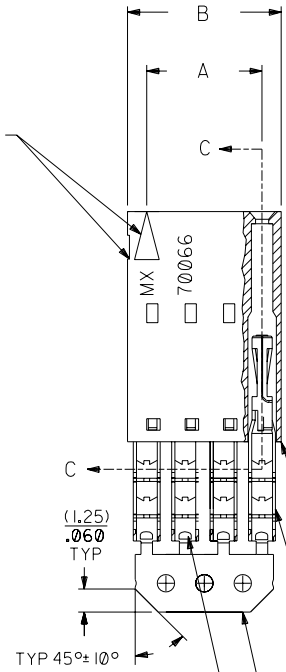
## NOTES:

- 1) TO BE USED WITH (22) AWG. STRANDED WIRE WITH (1.35)/.053 DIA. MAX. INSULATION.
- 2) SEE CHART FOR CIRCUIT SIZES.
- 3) STANDARD PACKAGING PER PK-70400-0001. OPTIONAL PACKAGING MAY BE AVAILABLE, REQUEST DWG. PK-70400
- 4) PARTS STACKABLE END TO END AND SIDE BY SIDE ON (2.54)/.100 CENTERS.
- 5) REFER TO PRODUCT SPECIFICATION: PS-70400.
- 6) SEE DWG. SDA-70400-\*\*\*\*\* (SHT. 5) FOR OPTIONAL HOUSING DETAILS.
- 7) 4 CIRCUIT SHOWN.
- 8) TO MATE WITH MOLEX (2.54)/.100 CENTERLINE HEADERS.

9) 2 CIRCUIT ASSEMBLIES SUPPLIED AS GROUPED PAIRS.



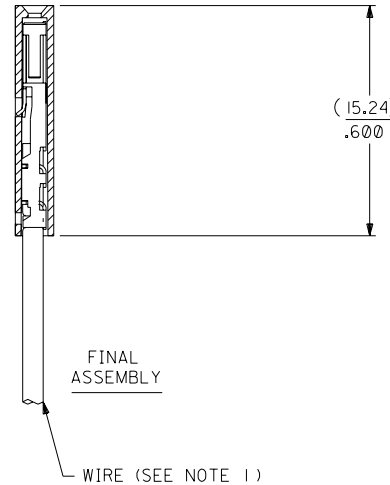
CIRCUIT NO. 1  
SLOT OR ARROW



### SECTION C-C



PRE-LOADED ASSEMBLY



FINAL ASSEMBLY

HOUSING PART NO. 70066-\*\*\*\*\*  
MATERIAL: G.F. POLYESTER, 94V-0

TERMINAL PART NO. 70028-\*\*\*\*\*  
MATERIAL: PHOSPHOR BRONZE  
PLATING PER ES-88-\*\*\*

TIN - .000150 MIN. TIN OVER  
.000050 MIN. NICKEL PLATE.

| I.D. SLOT CODE TO WIRE GAUGE CHART |            |
|------------------------------------|------------|
| I.D. SLOT CODE                     | WIRE GAUGE |
| D                                  | 22 AWG.    |

| PLATING CODE (STRIPE ON CARRIER STRIP) |       |
|--|-------|
| PLATING                                | COLOR |
| TIN                                    | NONE  |

\*THE PRIMARY SHIPPING CARTON WILL BE LABELED "COMPLIANT TO ROHS DIRECTIVE 2002/95/EC AND ELV ANNEX II OF DIRECTIVE 2000/53/EC". CARTONS WITHOUT THIS LABEL MAY CONTAIN PRODUCT WITH LEAD.

| CKT. SIZE | DIMENSIONS (INCH)  |                    | EDP. NO.   | ENG. NO.     |
|-----------|--------------------|--------------------|------------|--------------|
|           | A                  | B                  |            |              |
| 2         | ( 2.54 )<br>.100   | ( 5.05 )<br>.199   | 14-56-6029 | A-70400-3000 |
| 3         | ( 5.08 )<br>.200   | ( 7.59 )<br>.299   | 14-56-6039 | A-70400-3001 |
| 4         | ( 7.62 )<br>.300   | ( 10.13 )<br>.399  | 14-56-6049 | A-70400-3002 |
| 5         | ( 10.16 )<br>.400  | ( 12.67 )<br>.499  | 14-56-6059 | A-70400-3003 |
| 6         | ( 12.70 )<br>.500  | ( 15.21 )<br>.599  | 14-56-6069 | A-70400-3004 |
| 7         | ( 15.24 )<br>.600  | ( 17.75 )<br>.699  | 14-56-6079 | A-70400-3005 |
| 8         | ( 17.78 )<br>.700  | ( 20.29 )<br>.799  | 14-56-6089 | A-70400-3006 |
| 9         | ( 20.32 )<br>.800  | ( 22.83 )<br>.899  | 14-56-6099 | A-70400-3007 |
| 10        | ( 22.86 )<br>.900  | ( 25.37 )<br>.999  | 14-56-6109 | A-70400-3008 |
| 11        | ( 25.54 )<br>1.000 | ( 27.91 )<br>1.099 | 14-56-6119 | A-70400-3009 |
| 12        | ( 27.94 )<br>1.100 | ( 30.45 )<br>1.199 | 14-56-6129 | A-70400-3010 |
| 13        | ( 30.48 )<br>1.200 | ( 32.99 )<br>1.299 | 14-56-6139 | A-70400-3011 |
| 14        | ( 33.02 )<br>1.300 | ( 35.53 )<br>1.399 | 14-56-6149 | A-70400-3012 |
| 15        | ( 35.56 )<br>1.400 | ( 38.07 )<br>1.499 | 14-56-6159 | A-70400-3013 |
| 16        | ( 38.01 )<br>1.500 | ( 40.61 )<br>1.599 | 14-56-6169 | A-70400-3014 |
| 17        | ( 40.64 )<br>1.600 | ( 43.15 )<br>1.699 | 14-56-6179 | A-70400-3015 |
| 18        | ( 43.18 )<br>1.700 | ( 45.69 )<br>1.799 | 14-56-6189 | A-70400-3016 |
| 19        | ( 45.72 )<br>1.800 | ( 48.23 )<br>1.899 | 14-56-6199 | A-70400-3017 |
| 20        | ( 48.26 )<br>1.900 | ( 50.77 )<br>1.999 | 14-56-6209 | A-70400-3018 |
| 21        | ( 50.80 )<br>2.000 | ( 53.31 )<br>2.099 | 14-56-6219 | A-70400-3019 |
| 22        | ( 53.34 )<br>2.100 | ( 55.85 )<br>2.199 | 14-56-6229 | A-70400-3020 |
| 23        | ( 55.88 )<br>2.200 | ( 58.39 )<br>2.299 | 14-56-6239 | A-70400-3021 |
| 24        | ( 58.42 )<br>2.300 | ( 60.93 )<br>2.399 | 14-56-6249 | A-70400-3022 |
| 25        | ( 60.96 )<br>2.400 | ( 63.47 )<br>2.499 | 14-56-6259 | A-70400-3023 |

| L.T.R. REVISIONS |  | L.T.R. REVISIONS |  | DIMENSIONS SHOWN (METRIC) INCH UNLESS OTHERWISE SPECIFIED TOLERANCES: ANGULAR ± 1/2° |              | MFG. SH. REV.  |                              |
|------------------|--|------------------|--|--|--------------|--|------------------------------|
|                  |  | C                | REVISED PER ECR NO. U82110 10-17-88 AAB          | 3 PLACE ± .010   | METRIC ---   | ▽ = 0  | REVISIONS ONLY ON CAD SYSTEM |
|                  |  | B                | REVISION PER ECR #U80110 2/3/88 MJM              | 2 PLACE ± .014 ± 0.25  |              |  |                              |
|                  |  | A                | RELEASE FOR PROD. PER ERO NO. 25421 10-26-87 AAB | 1 PLACE --- ± 0.35   |              |  |                              |
|                  |  |                  |  | DRAFT WHERE APPLICABLE MUST REMAIN WITHIN DIMENSIONS                                 |              | TITLE ASSEMBLY, SL CONNECTOR (SINGLE ROW - (2.54)/.100 GRID)   |                              |
|                  |  |                  |  | DRWG. BY AAB   | CHK'D BY WAZ | MOLEX INCORPORATED SHEET NO. DATE 10/26/87   |                              |
|                  |  |                  |  | APP'D BY   | SCALE 4:1    | PART NO. SDA-70400-3000-3023   |                              |
|                  |  |                  |  |  |              | FILE NAME 74003000.DGN   |                              |
|                  |  |                  |  |  |              | THIS DRAWING CONTAINS INFORMATION THAT IS PROPRIETARY TO MOLEX INC. AND SHOULD NOT BE USED WITHOUT WRITTEN PERMISSION. |                              |